



Summary Feedback

(Combined feedback broadcasted multiple time this week)

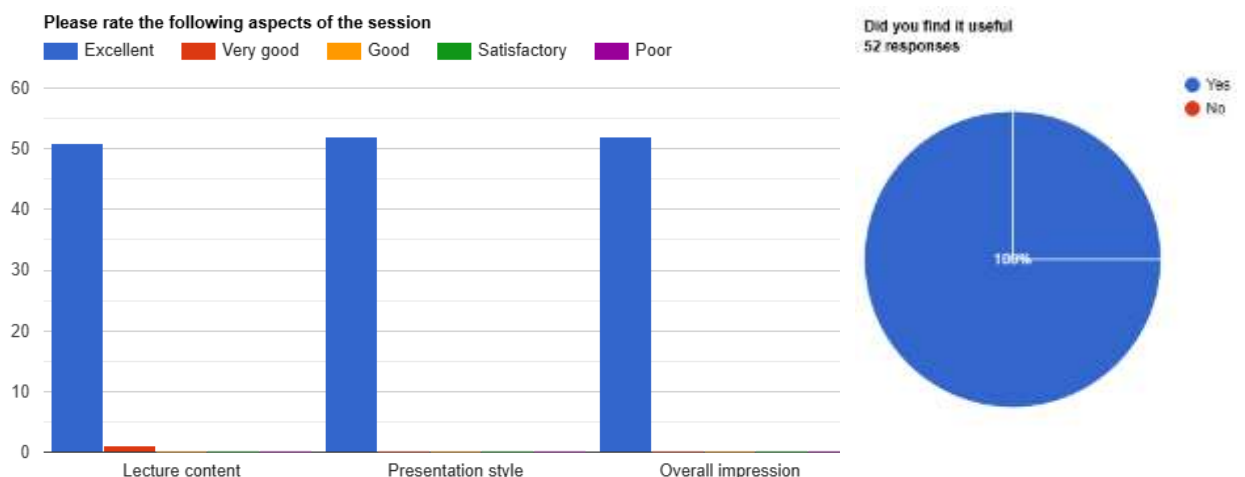
PRE-RECORDED: Basildon FRCR 2B 'A to Zee' Course 2020

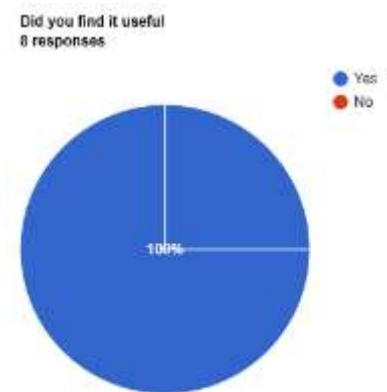
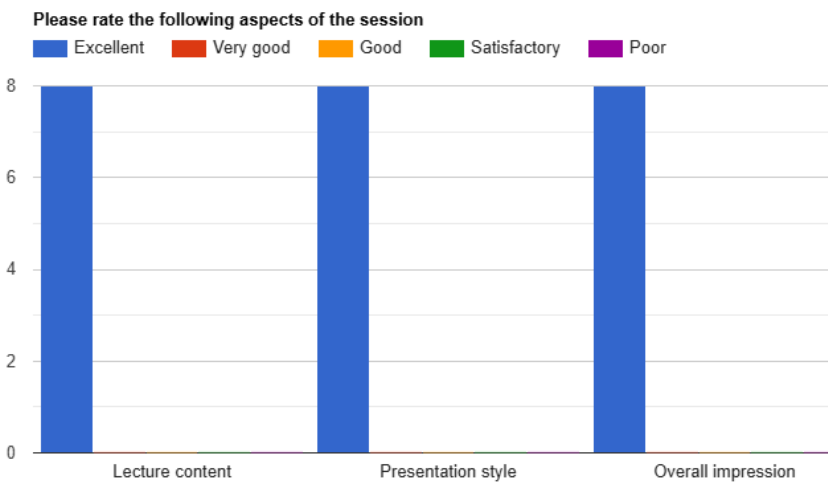
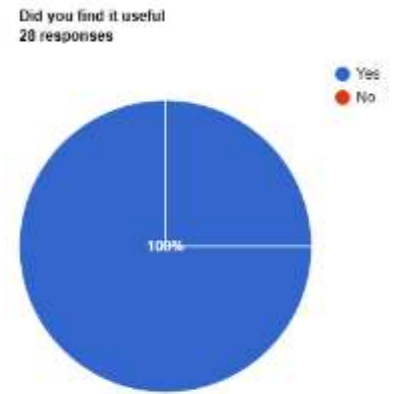
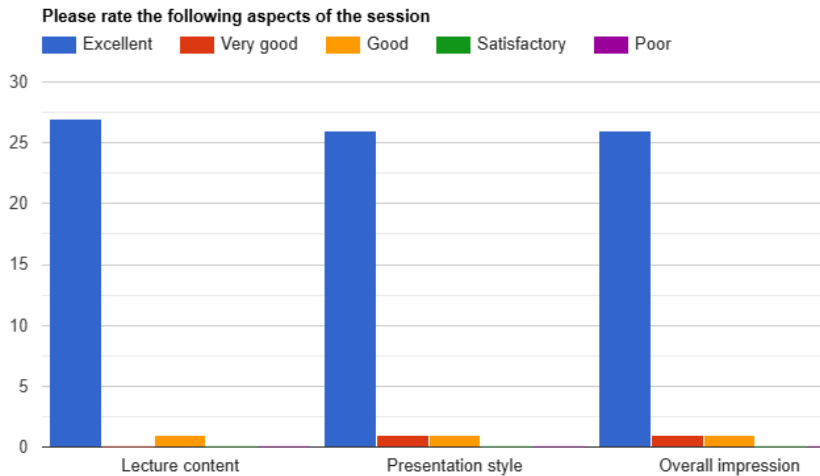
Session 12/36

**MSK for FRCR - Arthritis
(18th & 19th April 2026)
Lecturer: Sami Khan**

Summary Points:

- Total Attendees: 308 from 36 Countries (Australia, Austria, Bahamas, Bahrain, Bangladesh, Brazil, Canada, Egypt, Ethiopia, Georgia, Ghana, Hong Kong, India, Indonesia, Jordan, Kenya, Korea, Republic of, Malaysia, Malta, Nigeria, Oman, Pakistan, Qatar, Saudi Arabia, South Africa, Sri Lanka, Sudan, Thailand, Trinidad and Tobago, Türkiye, UAE, Uganda, UK, Ukraine, Yemen, Zimbabwe).
- Total duration: 3 hours (each session broadcasted thrice during the week)
- Total feedback received from 88 participants, from three different broadcasts



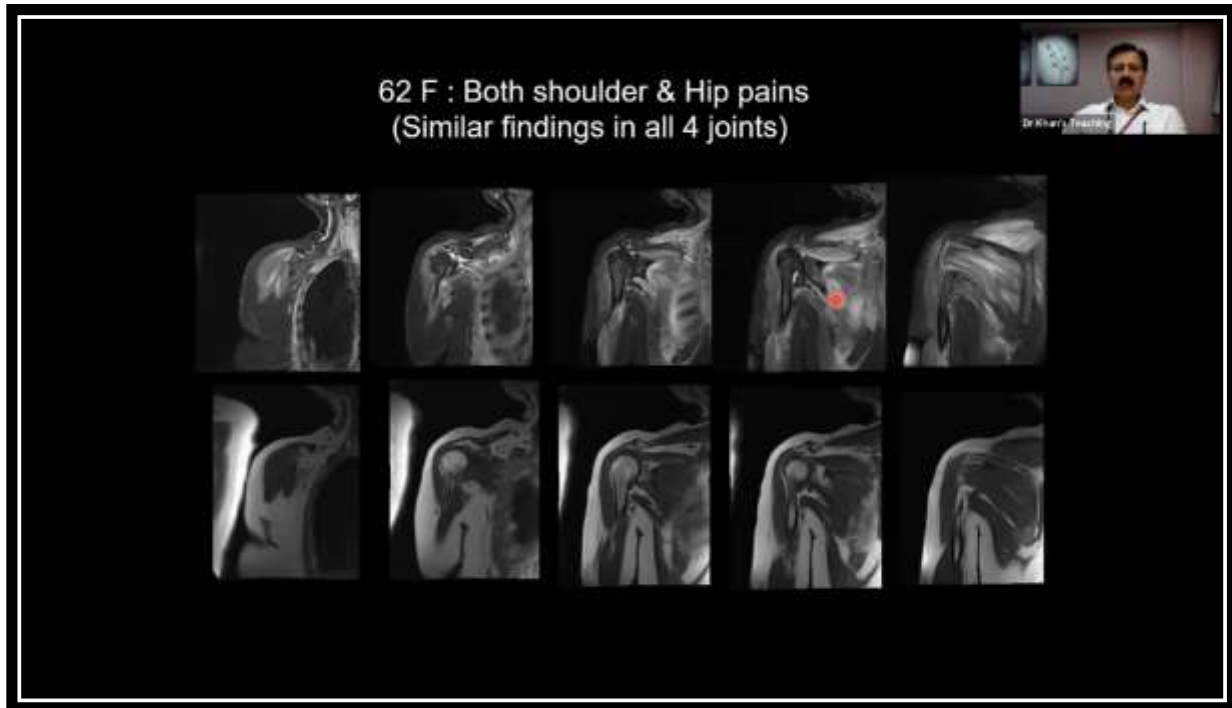


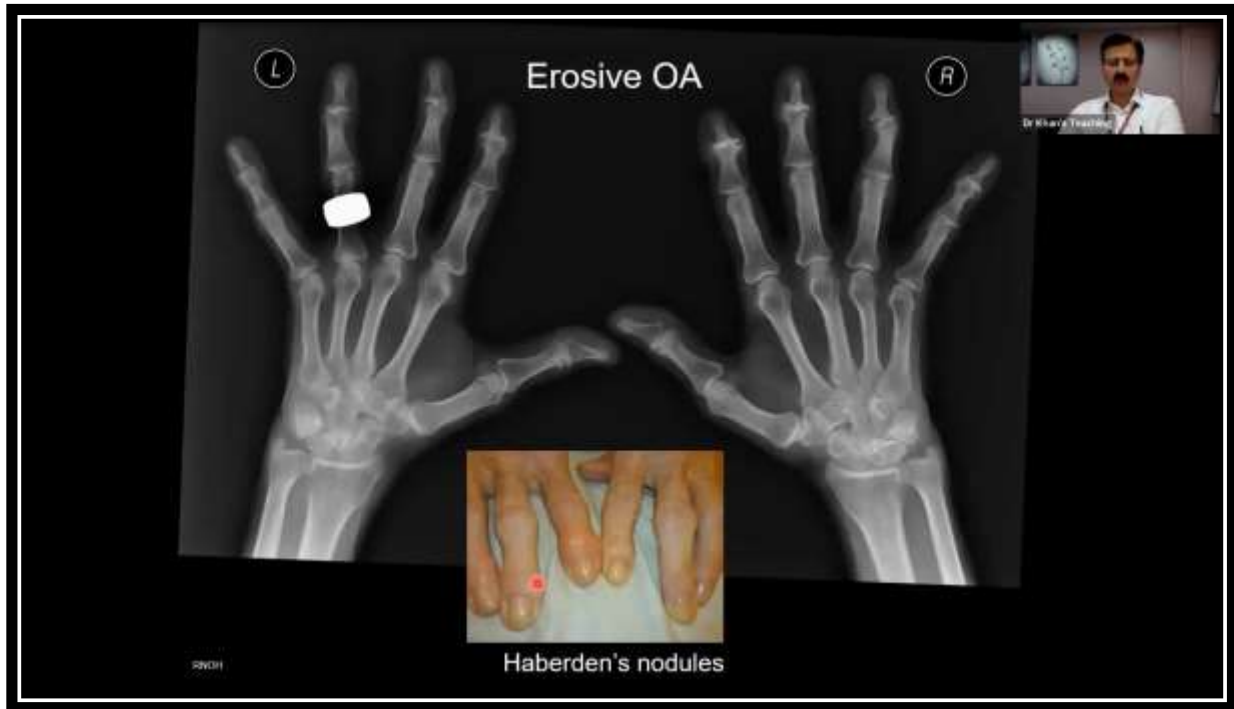
Testimonials

- The lecture was very helpful for me. It covered a lot of important topics in arthritis with easy approach for each case and good differential (Jordan).
- All the aspects of this session were excellent. A good refreshment of the early knowledge (UK).
- I loved the variety of questions and Aunt Minnie cases (Trinidad & Tobago).
- It was an interesting session on arthritis and soft tissue calcifications (Ethiopia).
- The explanation by the presenter was very helpful (Qatar).
- Excellent points of differentiation between types of arthritis (Egypt).
- All of it was very useful for both exam prep and general learning, well explained (UK).
- All the aspects of this session were very useful (Australia).
- Excellent description of the radiograph (Brazil).
- Very nice presentation overall. Thank you Dr. Khan for your efforts (Jordan).
- I had many issues regarding arthritis, many points cleared. Thanks a lot! (Pakistan).
- Excellent teaching by sir (Canada).
- The variety of cases and the detailed explanation was amazing (Nigeria).
- Excellent demonstration of key features and differential possibilities (Pakistan).

- Wonderful session (Pakistan).
- Excellent images (Libya).
- Whole talk was very useful (Pakistan).
- Wonderful session as always (Pakistan).
- Excellent (Pakistan).
- Brilliant session (UAE).
- Very impressive (Nigeria).
- Amazing lecture (Pakistan).
- Keep up the great work (Trinidad and Tobago).
- Excellent cases, illustration and teaching (UK).
- Excellent teaching (Nigeria).
- You guys are legends (Brazil).
- The cases were good (UK).
- Useful explanations (Malaysia).
- Excellent images. Thank you very much (Pakistan).
- Everything taught was useful (Pakistan).
- Very useful explanation (Pakistan).
- All the aspects are perfect (UK).
- I found the system based cases very useful (UAE).
- Excellent viva cases of MSK and arthritis (UK).
- I loved the teaching session (Nigeria).
- Brilliant session as always (Pakistan).
- Very impressive (Nigeria).
- Excellent, thanks Dr. Khan (UK).
- Awesome teaching platform (South Africa).
- Very informative session (UK).
- Very impactful session (Nigeria).
- 10/10 (UK).
- Very enlightening (Nigeria).
- Very informative (Saudi Arabia).
- These are excellent (South Africa).
- All (Pakistan).
- Great session by a great teacher (Pakistan).
- Excellent cases (UK).
- Very good examination cases (UAE).
- The entire session was useful (Bahamas).
- All the parts were useful (South Africa).
- Excellent case selection (UAE).
- The basic description was very useful (Pakistan).
- Great session (Malaysia).
- Very useful teaching points (Sudan).
- Excellent variety of cases (India).
- Playing with the differentials was great (Pakistan).
- Excellent cases and discussion (India).
- Very useful explanation for every radiograph (UAE).
- I liked the large sample of the cases (UK).
- Excellent session. Thank you (UK).

- Excellent case discussions (UK).
- Great cases (UK).
- Every aspect was useful (Nigeria).
- Excellent cases and teaching (Saudi Arabia).





=====XX=====XX=====